

Application:

- Suitable for use as an electrical junction box, terminal box, and instrument housing
- Designed for indoor or outdoor use and will protect components from dust, dirt, oil, hose directed water, and other contaminants in highly corrosive environments when sanitary conditions are a requirement

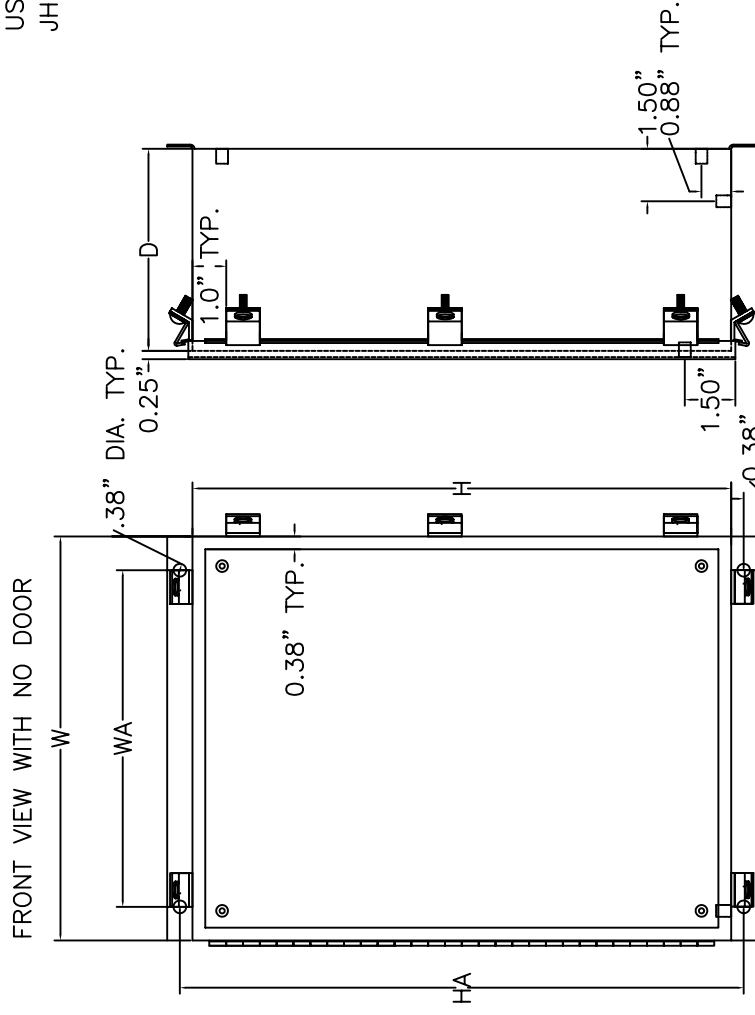
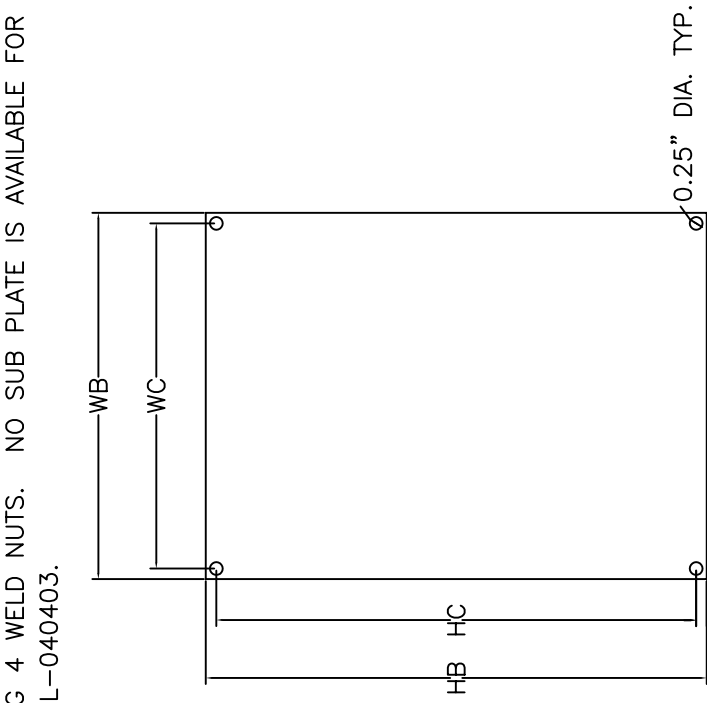
Enclosure features:

- Fabricated from 16 or 14 gauge 316L stainless steel with seam welds that are ground smooth
- Door is held closed with polished 316L stainless steel clamps
- Continuously hinged door allows for easy access to internal components
- Includes a removable 14 gauge steel sub plate
- Door gasket is 1/4" x 3/4" Poron minimizing compression set
- Ground nuts are included on both the door and enclosure body
- Mounting feet are formed from enclosure body, reducing potential corrosion
- Enclosure exterior polished to a # 4 finish
- Sub plate is finished in a white polyester powder coating over a phosphated surface

Industry Standards:

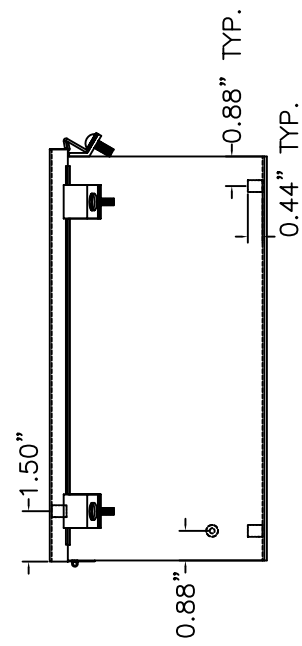
- NEMA 4X
- CSA Type 4X
- UL Type 4X

THE SUB PLATE IS SUPPORTED INSIDE THE ENCLOSURE USING 4 WELD NUTS. NO SUB PLATE IS AVAILABLE FOR THE JH4SL-040403.



PIANO STYLE HINGE WITH REMOVABLE 0.91" DIA. PIN

NOTE 1: ALL WELD NUTS ARE SUPPLIED WITH 10-32 SCREWS AND WASHERS



0.25" X 0.75" GASKET INSIDE PERIMETER OF DOOR

SECTION Z-Z

REV	DESCRIPTION	DATE	APPVL
	EDI		
	NEMA 4X 316L SS JIC STYLE ENCLOSURE WITH HINGED DOOR		
	MODEL NUMBER SERIES JH4SL		



NEMA 4X 316L STAINLESS STEEL JIC ENCLOSURE WITH HINGED COVER - SERIES JH4SL

Box Size			Model	Weight	Box Mounting		Plate size		Plate mounting		Clamps		
H	W	D			HA	WA	HB	WB	HC	WC	SIDE	TOP	BOTTOM
4	4	3	JH4SL040403	2	4.75	2	0	0	0	0	1	1	1
4	6	3	JH4SL040603	3	4.75	4	2.88	4.88	2.25	4.25	1	1	1
6	4	3	JH4SL060403	3	6.75	2	4.88	2.88	4.25	2.25	1	1	1
6	6	3	JH4SL060603	4	6.75	4	4.88	4.88	4.25	4.25	1	1	1
6	6	4	JH4SL060604	5	6.75	4	4.88	4.88	4.25	4.25	1	1	1
6	6	5	JH4SL060605	6	6.75	4	4.88	4.88	4.25	4.25	1	1	1
6	8	4	JH4SL060804	6	6.75	6	4.88	6.75	4.25	6.25	1	1	1
6	8	5	JH4SL060805	6	6.75	6	4.88	6.75	4.25	6.25	1	1	1
6	10	4	JH4SL061004	8	6.75	8	4.88	8.75	4.25	8.25	1	2	2
6	10	5	JH4SL061005	9	6.75	8	4.88	8.75	4.25	8.25	1	2	2
6	12	4	JH4SL061204	13	6.75	10	4.88	10.75	4.25	10.25	1	2	2
6	12	5	JH4SL061205	14	6.75	10	4.88	10.75	4.25	10.25	1	2	2
8	6	4	JH4SL080604	6	8.75	4	6.75	4.88	6.25	4.25	1	1	1
8	6	5	JH4SL080605	6	8.75	4	6.75	4.88	6.25	4.25	1	1	1
8	8	4	JH4SL080804	8	8.75	6	6.75	6.88	6.25	6.25	1	1	1
8	8	5	JH4SL080805	9	8.75	6	6.75	6.88	6.25	6.25	1	1	1
8	8	6	JH4SL080806	10	8.75	6	6.75	6.88	6.25	6.25	1	1	1
8	10	4	JH4SL081004	10	8.75	8	6.88	8.75	6.25	8.25	1	2	2
8	10	5	JH4SL081005	11	8.75	8	6.88	8.75	6.25	8.25	1	2	2
8	10	6	JH4SL081006	12	8.75	8	6.88	8.75	6.25	8.25	1	2	2
8	12	4	JH4SL081204	12	8.75	10	6.88	10.75	6.25	10.25	1	2	2
8	12	5	JH4SL081205	13	8.75	10	6.88	10.75	6.25	10.25	1	2	2
8	12	6	JH4SL081206	14	8.75	10	6.88	10.75	6.25	10.25	1	2	2
8	14	6	JH4SL081406	17	8.75	12	6.88	12.75	6.25	12.25	1	2	2
10	6	4	JH4SL100604	8	10.75	4	8.75	4.88	8.25	4.25	2	1	1
10	6	5	JH4SL100605	9	10.75	4	8.75	4.88	8.25	4.25	2	1	1
10	8	4	JH4SL100804	10	10.75	6	8.75	6.88	8.25	6.25	2	1	1
10	8	5	JH4SL100805	11	10.75	6	8.75	6.88	8.25	6.25	2	1	1
10	8	6	JH4SL100806	12	10.75	6	8.75	6.88	8.25	6.25	2	1	1
10	10	4	JH4SL101004	11	10.75	8	8.75	8.88	8.25	8.25	2	2	2
10	10	5	JH4SL101005	12	10.75	8	8.75	8.88	8.25	8.25	2	2	2
10	10	6	JH4SL101006	13	10.75	8	8.75	8.88	8.25	8.25	2	2	2
10	10	8	JH4SL101008	14	10.75	8	8.75	8.88	8.25	8.25	2	2	2
10	12	4	JH4SL101204	13	10.75	10	8.88	10.75	8.25	10.25	2	2	2
10	12	5	JH4SL101205	14	10.75	10	8.88	10.75	8.25	10.25	2	2	2
10	12	6	JH4SL101206	15	10.75	10	8.88	10.75	8.25	10.25	2	2	2

1-877-EDIRECT (334-7328)
ENCLOSURES DIRECT INC.

FAX: (613) 723-4479
sales@buyedi.com



NEMA 4X 316L STAINLESS STEEL JIC ENCLOSURE WITH HINGED COVER - SERIES JH4SL

Box Size			Model	Weight	Box Mounting		Plate size		Plate mounting		Clamps		
H	W	D			HA	WA	HB	WB	HC	WC	SIDE	TOP	BOTTOM
10	12	8	JH4SL101208	17	10.75	10	8.88	10.75	8.25	10.25	2	2	2
10	14	6	JH4SL101406	17	10.75	12	8.88	12.75	8.25	12.25	2	2	2
10	14	8	JH4SL101408	19	10.75	12	8.88	12.75	8.25	12.25	2	2	2
10	16	6	JH4SL101606	20	10.75	14	8.88	14.75	8.25	14.25	2	3	3
10	16	8	JH4SL101608	22	10.75	14	8.88	14.75	8.25	14.25	2	3	3
12	6	4	JH4SL120604	13	12.75	4	10.75	4.88	10.25	4.25	2	1	1
12	6	5	JH4SL120605	14	12.75	4	10.75	4.88	10.25	4.25	2	1	1
12	8	4	JH4SL120804	12	12.75	6	10.75	6.88	10.25	6.25	2	1	1
12	8	5	JH4SL120805	13	12.75	6	10.75	6.88	10.25	6.25	2	1	1
12	8	6	JH4SL120806	14	12.75	6	10.75	6.88	10.25	6.25	2	1	1
12	10	4	JH4SL121004	13	12.75	8	10.75	8.88	10.25	8.25	2	2	2
12	10	5	JH4SL121005	14	12.75	8	10.75	8.88	10.25	8.25	2	2	2
12	10	6	JH4SL121006	15	12.75	8	10.75	8.88	10.25	8.25	2	2	2
12	10	8	JH4SL121008	17	12.75	8	10.75	8.88	10.25	8.25	2	2	2
12	12	4	JH4SL121204	16	12.75	10	10.75	10.88	10.25	10.25	2	2	2
12	12	5	JH4SL121205	17	12.75	10	10.75	10.88	10.25	10.25	2	2	2
12	12	6	JH4SL121206	18	12.75	10	10.75	10.88	10.25	10.25	2	2	2
12	12	8	JH4SL121208	20	12.75	10	10.75	10.88	10.25	10.25	2	2	2
12	12	10	JH4SL121210	22	12.75	10	10.75	10.88	10.25	10.25	2	2	2
12	14	6	JH4SL121406	20	12.75	12	10.88	12.75	10.25	12.25	2	2	2
12	14	8	JH4SL121408	22	12.75	12	10.88	12.75	10.25	12.25	2	2	2
12	14	10	JH4SL121410	24	12.75	12	10.88	12.75	10.25	12.25	2	2	2
12	16	6	JH4SL121606	22	12.75	14	10.88	14.75	10.25	14.25	2	3	3
12	16	8	JH4SL121608	25	12.75	14	10.88	14.75	10.25	14.25	2	3	3
12	16	10	JH4SL121610	27	12.75	14	10.88	14.75	10.25	14.25	2	3	3
14	8	6	JH4SL140806	17	14.75	6	12.75	6.88	12.25	6.25	2	1	1
14	10	6	JH4SL141006	17	14.75	8	12.75	8.88	12.25	8.25	2	2	2
14	10	8	JH4SL141008	19	14.75	8	12.75	8.88	12.25	8.25	2	2	2
14	12	6	JH4SL141206	20	14.75	10	12.75	10.88	12.25	10.25	2	2	2
14	12	8	JH4SL141208	22	14.75	10	12.75	10.88	12.25	10.25	2	2	2
14	12	10	JH4SL141210	24	14.75	10	12.75	10.88	12.25	10.25	2	2	2
14	14	6	JH4SL141406	22	14.75	12	12.75	12.88	12.25	12.25	2	2	2
14	14	8	JH4SL141408	25	14.75	12	12.75	12.88	12.25	12.25	2	2	2
14	14	10	JH4SL141410	27	14.75	12	12.75	12.88	12.25	12.25	2	2	2
14	16	6	JH4SL141606	23	14.75	14	12.88	14.75	12.25	14.25	2	3	3
14	16	8	JH4SL141608	26	14.75	14	12.88	14.75	12.25	14.25	2	3	3

1-877-EDIRECT (334-7328)
ENCLOSURES DIRECT INC.

FAX: (613) 723-4479
sales@buyedi.com



NEMA 4X 316L STAINLESS STEEL JIC ENCLOSURE WITH HINGED COVER - SERIES JH4SL

Box Size			Model	Weight	Box Mounting		Plate size		Plate mounting		Clamps		
H	W	D			HA	WA	HB	WB	HC	WC	SIDE	TOP	BOTTOM
14	16	10	JH4SL141610	29	14.75	14	12.88	14.75	12.25	14.25	2	3	3
16	10	6	JH4SL161006	20	16.75	8	14.75	8.88	14.25	8.25	3	2	2
16	10	8	JH4SL161008	22	16.75	8	14.75	8.88	14.25	8.25	3	2	2
16	12	6	JH4SL161206	22	16.75	10	14.75	10.88	14.25	10.25	3	2	2
16	12	8	JH4SL161208	25	16.75	10	14.75	10.88	14.25	10.25	3	2	2
16	12	10	JH4SL161210	27	16.75	10	14.75	10.88	14.25	10.25	3	2	2
16	14	6	JH4SL161406	23	16.75	12	14.75	12.88	14.25	12.25	3	2	2
16	14	8	JH4SL161408	26	16.75	12	14.75	12.88	14.25	12.25	3	2	2
16	14	10	JH4SL161410	29	16.75	12	14.75	12.88	14.25	12.25	3	2	2

1-877-EDIRECT (334-7328)
ENCLOSURES DIRECT INC.

FAX: (613) 723-4479
sales@buyedi.com